


# Global Custodian

## Agent Bank in Major Markets 2016



” Ahead of the market average in all areas, most notably Client Service, Tax Reclaims and Income Collection



6.08

SETTLEMENT



6.03

ASSET SERVICING



6.25

RELATIONSHIP & CLIENT SERVICE



6.15

TECHNOLOGY




6.00

ANCILLARY SERVICES



6.04

VALUE DELIVERED



### AWARDS




# 2016

Although a relatively new provider of sub-custody services in the US market, BNP Paribas currently has some \$225 billion in assets under custody for foreign clients, processing over 2.3 million transactions per annum. It estimates its share of the custody market for foreign clients at 1%. Despite this small market share, the bank accounts for almost 17% of weighted responses for the US this year. It has also received an excellent set of ratings putting it well ahead of the market average in all areas, most notably Client Service, Tax Reclaims and Income Collection.

UNITED STATES	SETTLEMENT	ASSET SERVICING	RELATIONSHIP & CLIENT SERVICE	TECHNOLOGY	ANCILLARY SERVICES	VALUE DELIVERED
<b>BNP Paribas Securities Services</b>	<b>6.08</b>	<b>6.03</b>	<b>6.25</b>	<b>6.15</b>	<b>6.00</b>	<b>6.04</b>
BNY Mellon Asset Servicing	5.17	4.84	5.12	5.39	5.16	5.28
Brown Brothers Harriman	5.03	5.11	5.07	5.42	5.03	5.01
Citi	5.60	4.92	5.33	5.82	5.56	5.40
J.P. Morgan	5.66	5.24	5.64	5.73	5.63	5.70

## AWARDS



# 2015

UNITED STATES	SETTLEMENT	ASSET SERVICING	RELATIONSHIP & CLIENT SERVICE	TECHNOLOGY	ANCILLARY SERVICES	VALUE DELIVERED
<b>BNP Paribas Securities Services</b>	<b>5.84</b>	<b>5.85</b>	<b>6.14</b>	<b>5.77</b>	<b>5.91</b>	<b>5.94</b>
Brown Brothers Harriman	5.38	5.29	5.45	5.72	5.44	5.26
BNY Mellon Asset Servicing	5.42	4.59	4.77	5.30	5.18	4.99
Citi	5.67	5.45	5.51	5.81	5.70	5.69
J.P. Morgan Chase Bank	5.68	4.91	5.08	5.08	5.36	4.84

## AWARDS

